

Manual guide

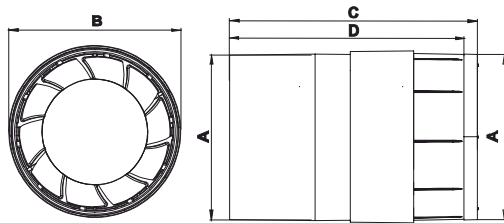


Dear Customer!

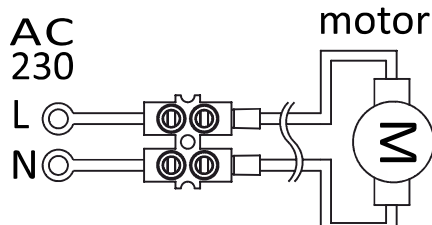
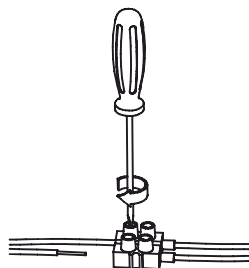
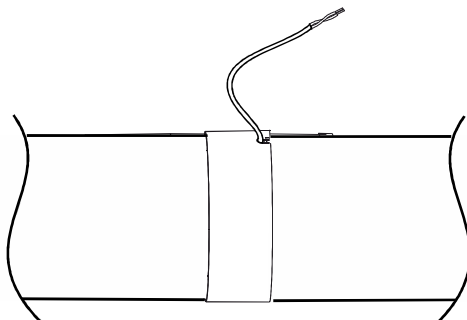
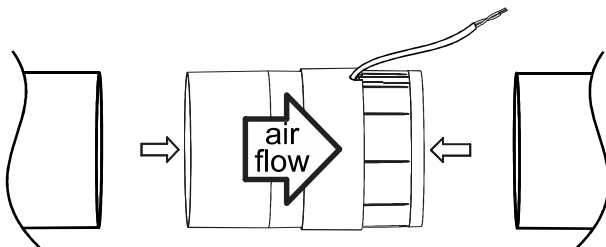
Thank you for choosing our product. We are sure that it will fulfil all your expectations. We wish you satisfaction from your choice of the fan and its usage.

Attention

Cut off the power supply in the electrical installation before the connection.



	A	B	C	D
mm	99,5	102,0	148	140



Maintenance and cleaning

Each fan should be cleaned regularly and at least once a year it should be disassembled in order to check the motor and clean the fan from the accumulated dust. The check includes cleaning, external inspection of the motor, start-up and protective device.

1. Cut off the power supply before cleaning the fan.
2. Use soap and damp cloth or sponge to clean the plastic parts.
3. After the cleaning process make sure that all the soap remains has been removed and the inside of the motor is free from liquids.
4. Before reassembling the fan make sure that all the parts are dry.

Remarks

1. All the precautions should be maintain during the installation
2. Assembling/Disassembling should be performed by a qualified and certified electrician
3. Regulation and maintenance operations should be performed only after the previous disconnection of the fan from the power supply, even if the fan isn't working.
4. The electrical installation requires a switch with minimum 3mm distance between the contacts of all poles.
5. All the precautions should be undertaken to avoid the invers flow of gases to a room from an open chimney hole or other devices with the open fire.
6. The producer reserves the rights to introduce the innovations and alterations resulting from the technological development.

Attention

It is prohibited to dispose of used equipment together with other waste. The crossed-out wheeled bin symbol indicates that electrical and electronic equipment, at the end of its service life, must not be disposed of together with other household waste. This symbol also means that products must be separately collected when disposed of. This device is made of materials and components that are suitable for reuse. The user is obliged to return used equipment to authorized electronic waste collection points. Operators of such collection points, including local collection centers, shops, and municipal units, form an appropriate system enabling the return of this equipment. Additional information about recycling the device can be obtained from the local city office, municipal waste management company, or the store where it was purchased. Proper disposal of used equipment helps prevent harmful effects on human health and the natural environment resulting from the possible presence of hazardous components. Households play an important role in contributing to reuse and recovery, including recycling, of used equipment; at this stage, attitudes are shaped that affect the preservation of the common good, which is a clean natural environment. Households are also among the largest users of small equipment, and rational management at this stage contributes to the recovery of secondary raw



Warranty terms and conditions

The guarantee is binding for 3 years from the date of purchase after showing the receipt. Any imperfections or technical defects will be removed or the device will be replaced by a new one in the period of 21 days from date of delivery of the damaged device into the service authorities. The guarantee does not include the treatment of device which has visible defect at the moment of purchase, or if the defect results from inappropriate usage, storing and maintaining as well as mechanical damages

Guarantee no: _____

Date of report	Date of repair	Scope of repair	Signature
Model Serial number: Date of sale: Receipt number: sellers stamp		date Service stamp	

3 year guarantee

airRoxy Sp. z o.o.
 ul. Graniczna 40
 44 - 178 Przystowice
 tel.: +48 32 239 42 00
 e-mail: office@airRoxy.com
 www.airRoxy.com

